
























Warning signs





Warning signs in Japan are diamond shape

 <p>Slippery road It indicates that the road ahead is slippery due to freezing etc.</p>	 <p>Falling rocks It indicates that there is a risk of falling rocks on the road ahead.</p>	 <p>Bumpy road It indicates that there are bumps on the road surface ahead.</p>
 <p>Roadworks It indicates the road is under roadwork.</p>	 <p>Steep ascent It indicates that there is a steep ascent ahead.</p>	 <p>Steep descent It indicates that there is a steep descent ahead.</p>
 <p>School zone It indicates that there is a school, kindergarten and nursery school ahead.</p>	 <p>Traffic light ahead It indicates that there is a traffic light ahead.</p>	 <p>Traffic merges (from the left) It indicates that there is merging traffic ahead.</p>
 <p>Left lane ends It indicates the number of lanes decreases ahead.</p>	 <p>Road narrows on both sides It indicates that the road width becomes narrower ahead.</p>	 <p>Two-way traffic ahead It indicates that there is two-way traffic.</p>
 <p>Railroad crossing ahead It indicates that there is a railroad crossing ahead.</p>	 <p>Beware of cross winds It indicates there is a risk for crosswinds.</p>	 <p>Beware of animals It indicates that animals may jump out onto the road.</p>

Indication signs

 <p>Parking allowed Vehicles are permitted to park.</p>	 <p>Stopping allowed It indicates that vehicles are permitted to stand.</p>	 <p>Preferred road It indicates the signpost road is the preferred road.</p>
 <p>Center line It indicates that the position of the sign is the center of the road or the center line.</p>	 <p>Stopping Line It indicates that the position of the sign is the position where the car must stop.</p>	 <p>Safety zone It indicates it is a pedestrian safe zone, and vehicles are not allowed to enter.</p>
 <p>Crosswalk It indicates there is crosswalk ahead.</p>	 <p>Bicycle crossing lane It indicates it is bicycle crossing zone.</p>	

Informatory signs

 <p>It indicates the direction of the motorway entrance.</p>	 <p>It indicates number of Japan's National Routes.</p>	 <p>It indicates directions and towards.</p>	 <p>Emergency telephone</p>
---	--	--	--